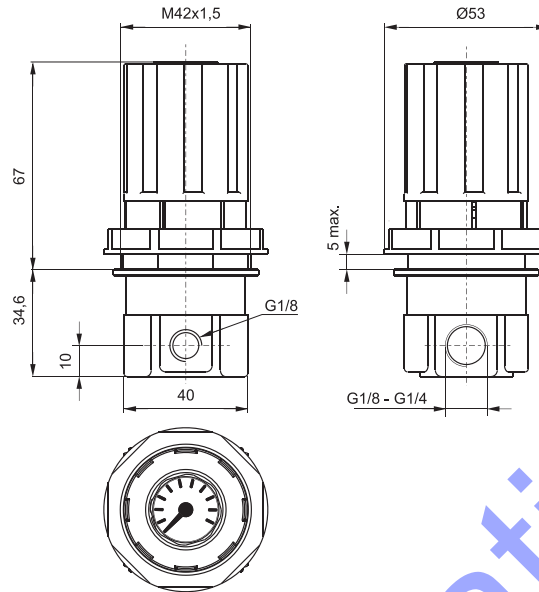


Panel mounting pressure regulator including manometer



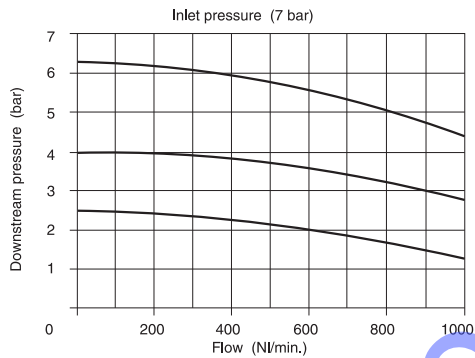
Ordering code

17129C.G

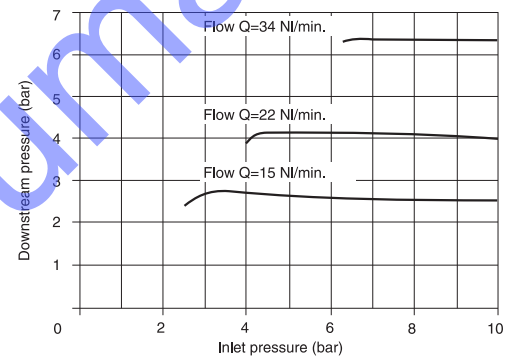
C	CONNECTIONS
A	= G 1/8"
B	= G 1/4"
G	ADJUSTING RANGE
A	= 0 - 2 bar
B	= 0 - 4 bar
C	= 0 - 8 bar
D	= 0 - 12 bar

Example: 17129A.C
Panel mounting pressure regulator size 1 with G 1/8" connections, 0 - 8 bar.

Flow rate curves



Adjustment characteristics



Operational characteristic

- Diaphragm pressure regulator with relieving.
- Balanced poppet.
- Technopolymer body with aluminum reinforced threaded connections.
- Handle lockable in the desired position by simply pressing it downwards.
- Including manometer in the handle upper surface.
- Panel mounting bracket.

Technical characteristic

Connections	G 1/8" - G 1/4"
Max working pressure (bar)	13 bar - 1,3 MPa
Temperature °C	50°C
Pressure gauge connections	G 1/8"
Weight	gr. 250
Pressure range (bar)	0 - 2 / 0 - 4 / 0 - 8 / 0 - 12
Assembly position	Any
Max. fittings torque	15 Nm